

SOUTH HINKSEY PARISH COUNCIL

Invitation to tender – South Hinksey

South Hinksey is currently reviewing its grounds maintenance contract and invite you to submit a tender for the 2015 maintenance contract. The five areas of work are:

1. Roadside verges. Cutting the verges and traffic islands, as marked in **green** on the attached plans on p.5 and p.6, **eight** times per season, and trimming back any hedgerows encroaching on the verges and maintaining shrubs on Hinksey Hill traffic islands as needed.

2. Village Fete mowing. Mowing once a year two areas of 30mx35m in the field to rear of Village Hall.

3. Footpath. Ensuring that bushes and weeds do not encroach onto the footpath connecting South Hinksey village with Oxford city, called the Devil's Backbone, between the western end of the footbridge over the railway and where the path meets Manor Road in South Hinksey. See attached maps on p.4.

4. Weed control. Twice a year treating weeds and removing the debris along pavements, curbs and roadsides on Manor Road, St Lawrence Road and Parker Road in South Hinksey village, and along Hinksey Hill.

5. Burial ground. See attached specification on p.2 and schedule on p.3.

If you would like to submit a tender please send an itemized quote for the five separate elements by post or email to the details below.

If you would like to carry out a site visit with one of the councillors, or if you require any further information, please do contact me.

Yours sincerely,



Sheridan Edward
Parish Clerk

SOUTH HINKSEY PARISH COUNCIL

Burial Ground Maintenance

Grave area, all paths (including in the meadow), and outside the fence along Parker Road

Close mow to keep tidy throughout the year.

NEW NOTE, 2015: On the paths within the meadow this mowing is to be done with a walk-behind rotary mower. Using the sit-on mower makes too wide a path, flattens and crushes the grass either side, and is making ruts in the ground. The path should be about 3ft wide.

The rest (the meadow itself)

*NEW NOTE, 2015: the sit-on mower is ok for 1, 2 & 4. BUT for 3 it is not as good as strimming, so **strimming** (or an Allen scythe), **followed by hand raking, is specified and essential for cut 3 (the hay cut)**. I will ask for this cut (3) to be at about the end of July in 2015, I left it too late in 2014.*

1. An early to mid March cut may be needed if grass growth is getting ahead early (threatening to swamp the cowslips).
2. Continue cutting to 2 to 3 inches about every 4 weeks until the end of May (or into June).
3. Cut **with trimmer** (or Allen scythe) at end of July or early August (see what is in flower, check yellow rattle) = 'hay cut'. Let the cuttings lie for a few days (to release seeds) before removal by **raking by hand**.
4. Mow re-growth (probably end of October, or even into November) (one or two cuts). Final cut to be to about 1-2 inches. These cuttings should NOT be removed, to be left on the ground.

The area at the very far end from the entrance, under the trees, should probably be cut with the rest but this will need discussion on site at the time.

Notes

NEW NOTE, 2015, to emphasise that ALL grass mowings and cuttings that are to be taken away must go for proper legal disposal and not be dumped locally, along Parker Road or anywhere else.

Frequency and timing of cutting are approximate and flexible, depending on growth, weather etc.

SOUTH HINKSEY PARISH COUNCIL

Maintenance Schedule

To be read in conjunction with the **specification**.

Month	Grave area, paths and outside the fence	Meadow (the rest)	Notes on meadow
March	Keep close-mown and tidy	First cut early to mid March	Remove cuttings (NOT onto the verge) <i>[Total 3 or 4 cuts]</i>
April	Keep close-mown and tidy	Cut every 4 weeks to 2-3 inches till end May (maybe into June)	
May	Keep close-mown and tidy		
June	Keep close-mown and tidy		
July	Keep close-mown and tidy	Hay cut at end of July or a bit later (early August) (depending on yellow rattle seeds)	Strim, rake up a few days later and dispose of cuttings (NOT onto the verge) <i>[Single cut]</i>
Aug	Keep close-mown and tidy		
Sept	Keep close-mown and tidy	Mower cut depending on regrowth, maybe late Sept or Oct	Do NOT COLLECT the cuttings, leave on the ground <i>[Total 1 or 2 cuts]</i>
Oct	Keep close-mown and tidy		
Nov	Keep close-mown and tidy		

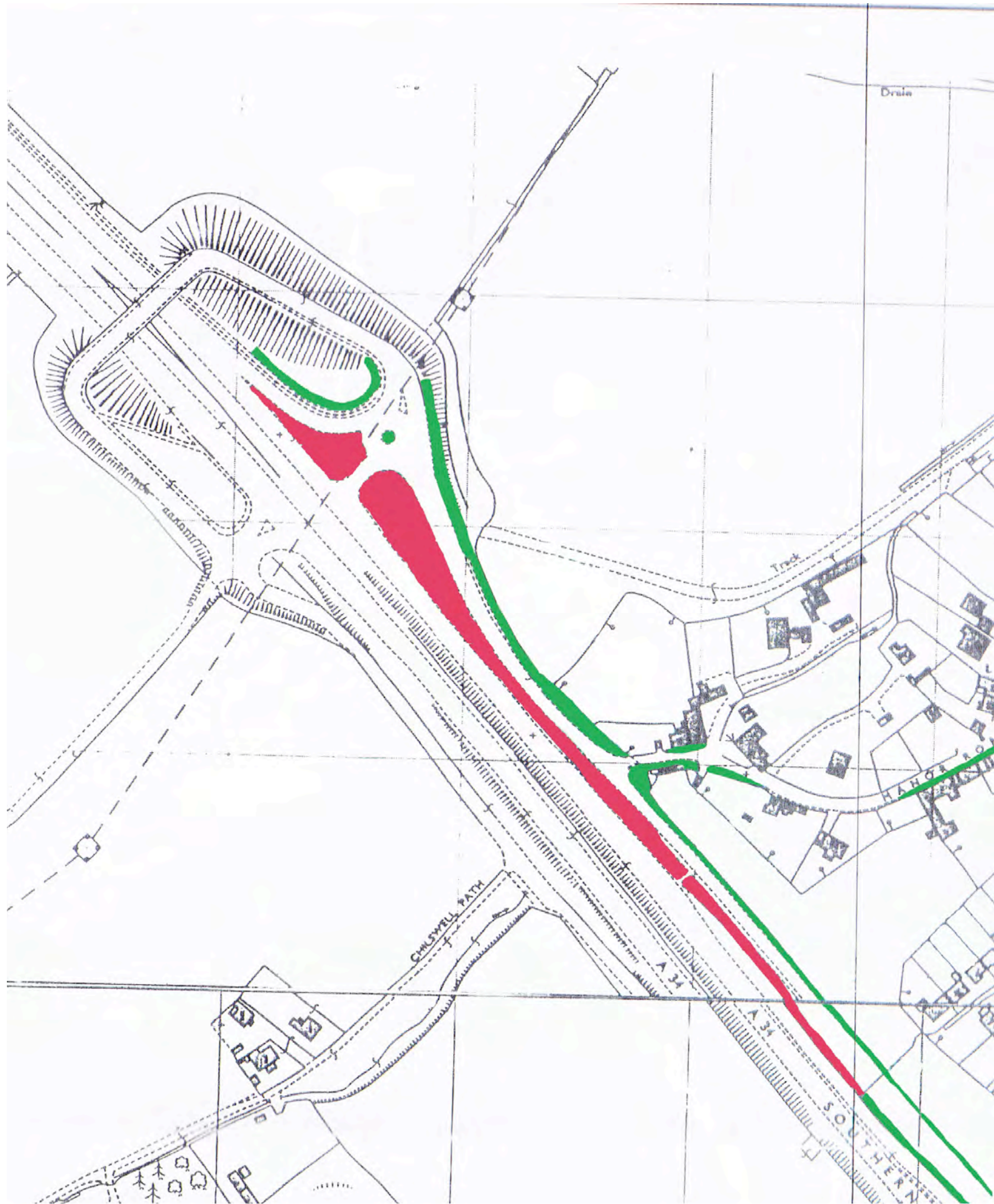
SOUTH HINKSEY PARISH COUNCIL


Map of Devil's Backbone

Path marked in red







C/O 85 OLD ROAD, OXFORD, OX3 7LB
07720052572 S.HINKSEY@GMAIL.COM




OXFORDSHIRE
 COUNTY COUNCIL
 CARING COUNTYWIDE
 Reproduced from the Ordnance Survey Map with
 the permission of the controller of Her Majesty's
 Stationary Office Crown copyright reserved.
 Licence Number LA 076805

KEY

	Oxfordshire County Council
	District Council
	Village Green / Common Land
	Private









CARING COUNTYWIDE

Reproduced from the Ordnance Survey Map with the permission of the controller of Her Majesty's Stationary Office Crown copyright reserved. Licence Number LA 076805

1

KEY

-  Oxfordshire County Council
-  District Council
-  Village Green / Common Land
-  Private

